


Lo-Carbon Response/SELV

Features & Benefits

- Recognised in SAP PCDB
- Constant volume
- Display showing airflow and system pressure (Patent pending)
- Switched live connection for external switches/sensors
- 220-240V input
- Day logger feature on Humidistat models
- 6l/s or 8l/s trickle speed selection 13l/s boost speed
- IPX4 rated - IPX7 rated (SELV)
- Multi-orientation grille
- New comfort control option (Patent pending)



Lo-Carbon Response

Continuous running, constant volume dMEV unit with switched live (LS) and innovative digital display. Quiet running and with high pressure development, the Response is best in class.

The Response Fan from Vent-Axia

Following the introduction of the Domestic Ventilation Compliance Guide within Part F 2010, and the requirement to test the installed airflow of extract fans, the Response fan from Vent-Axia provides the easiest install available.

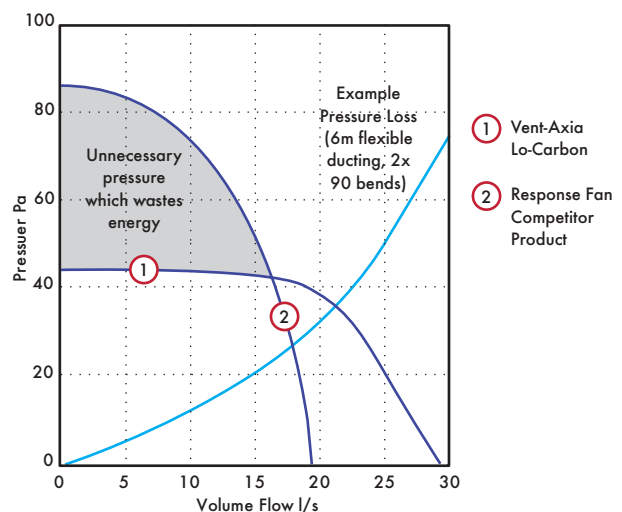
The unique display (patent pending) provides the calibrated installed airflow and pressure of the installation meaning that there is no need to test the installation with an airflow measuring device.

The constant volume technology automatically adjusts the speed of the fan to ensure the desired airflow is delivered. With a new silent higher pressure axial impeller Lo-Carbon Response can meet the requirements of many domestic installations without the need to use a traditional centrifugal fan.

Axial, rather than centrifugal?

Some centrifugal fans can develop pressure but the actual installed airflows can mean that the pressure is of no use as the airflow falls below the requirement. Using the new high pressure silent axial impeller has enabled the fan to not only develop great installed performance over duct runs, but to do it in the most energy efficient way. Response can provide excellent pressure whilst still maintaining energy efficiency and not wasting energy on high pressure at low air volumes. This enables the fan to save up to 64% of the specific fanpower (SFP) of the SAP PCDB data for existing centrifugal alternatives.

Configuration	Location	Alternative Centrifugal Fan SFP	Vent-Axia Response SFP
In room	Kitchen	0.38	0.17
	Wet Room	0.29	0.18
Through Wall	Kitchen	0.36	0.13
	Wet Room	0.28	0.15



Side View of Airflow Display

Be confident that the Response is delivering the right performance with our innovative digital display showing the airflow and system pressure of the installed product.



Comfort Control Option

Designed to offer a more relaxing environment to the homeowner, the Lo-Carbon Response features a delayed start option. This new, patent pending, comfort control option is selectable at installation and allows the homeowner to enjoy a quiet, peaceful bathroom for up to 20 minutes before the Boost activates. Furthermore, if the light switch turns On and Off within 3 minutes, the Boost will not activate. No more disturbing the family if the bathroom light is turned on during the night.

Model

Lo-Carbon Response dMEV

Auto speed selection at installation. The integral air pressure sensor checks the airflow when first installed and also helps the fan to compensate for external wind pressure.

Stock Ref
404535

Lo-Carbon Response/SELV TP (Timer/Pullcord)

For kitchen, utility and bathroom/toilet applications, the continuous running TP model incorporates an adjustable overrun timer. This adjusts the time the fan will continue to run on boost after the LS connection has been deactivated. This is also the run time period for the pullcord.

Model Stock Ref
TP 404876
SELV TP 404878

Lo-Carbon Response/SELV HTP

(Humidistat/Timer/Pullcord)

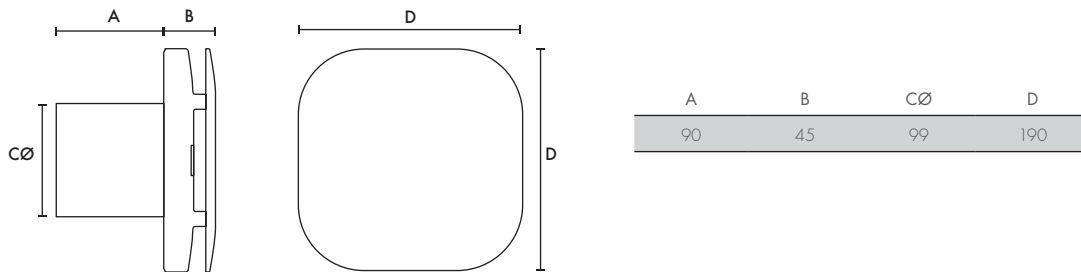
For kitchen, utility and bathroom/toilet applications, the continuous running HTP model incorporates an adjustable (40% - 90%) ambient response humidistat. The fan will increase the extract rate if the humidity rises above the point set at installation. Day logger as standard.

Model Stock Ref
HTP 404877
SELV HTP 404879

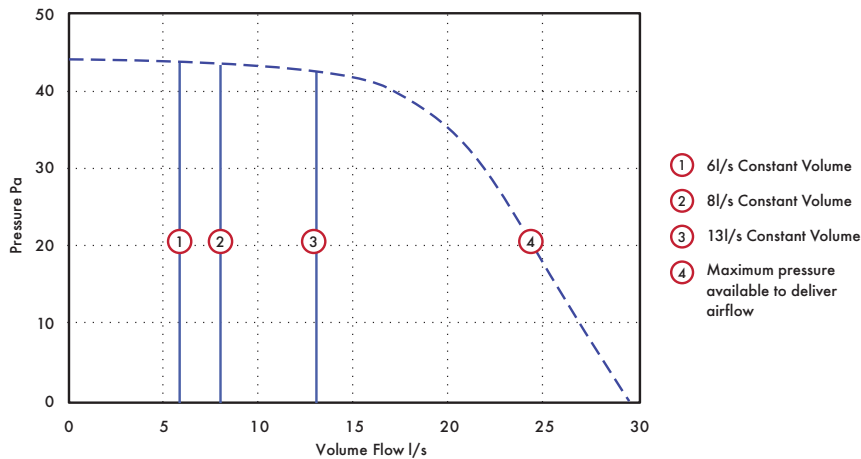
Accessories

Model Stock Ref
Wall Kit White 254102
Wall Kit Brown 254100
150mm Conversion kit 408680
Ceiling kit 407928
Window kit 407927
Decoration Frame 474041

Dimensions (mm)



Performance Guide



Model	Extract Performance l/s (m ³ /h) - FID			Watts			dB(A) @ 3m		
	Trickle Low	Trickle High	Boost	Trickle Low	Trickle High	Boost	Trickle Low	Trickle High	Boost
Lo-Carbon Response	6 (21)	8 (29)	13 (43)	1.0	1.2	1.7	12	17	32.5

SAP PCDB Performance

Unit Configuration	Location	SFP (W/l/s)
In room (rigid duct)	Kitchen	0.17
In room (rigid duct)	Wet Room	0.18
In room (flex duct)	Kitchen	0.17
In room (flex duct)	Wet Room	0.16
Through wall	Kitchen	0.13
Through wall	Wet Room	0.15